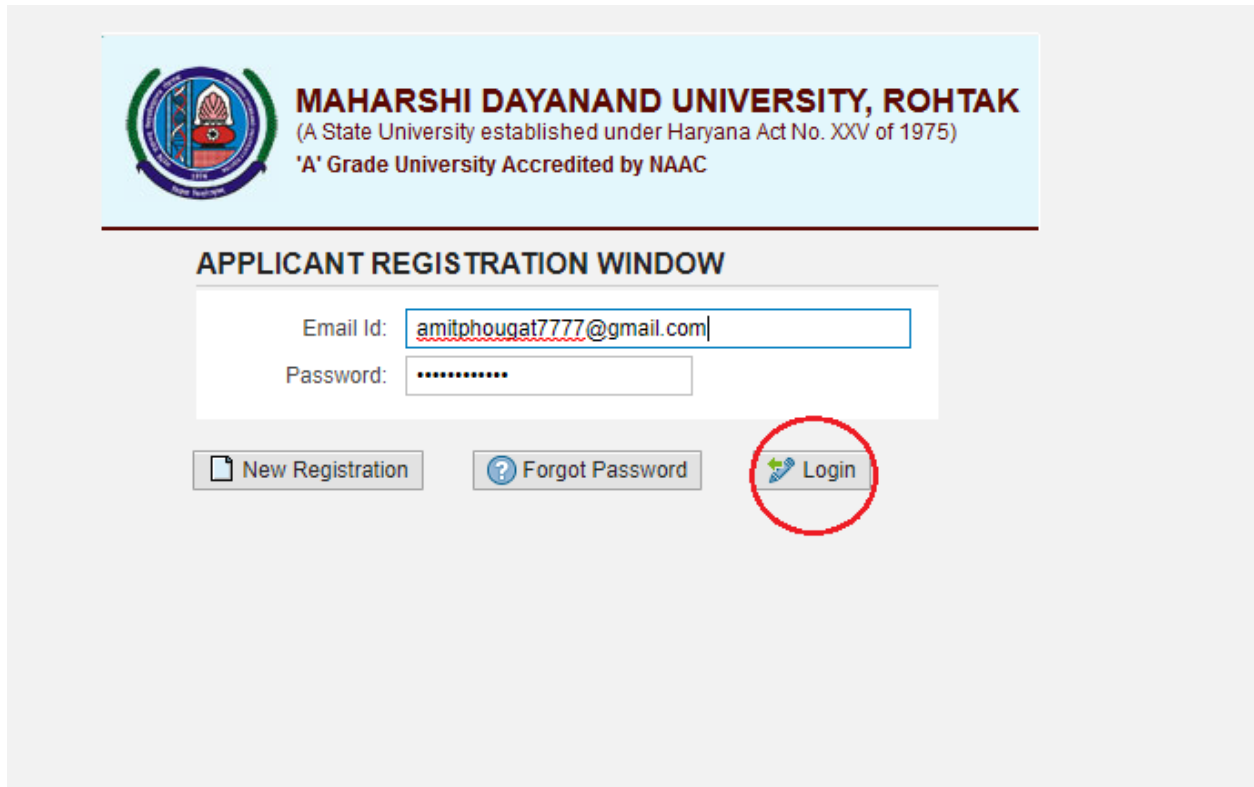


STEPS TO DOWNLOAD/PRINT THE ADMIT CARD FOR ENTRANCE EXAM 2018-19

1. Enter your User ID and Password & click on Login



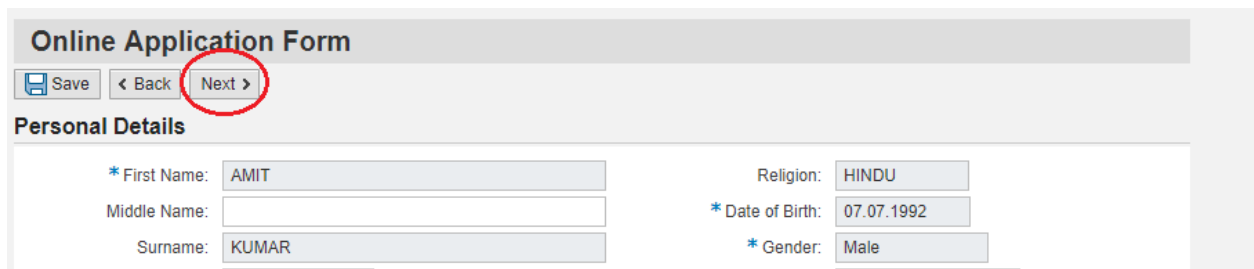
MAHARSHI DAYANAND UNIVERSITY, ROHTAK
(A State University established under Haryana Act No. XXV of 1975)
'A' Grade University Accredited by NAAC

APPLICANT REGISTRATION WINDOW

Email Id:

Password:

2. Following screen will appear, click on NEXT in Upper Left Side



Online Application Form

Personal Details

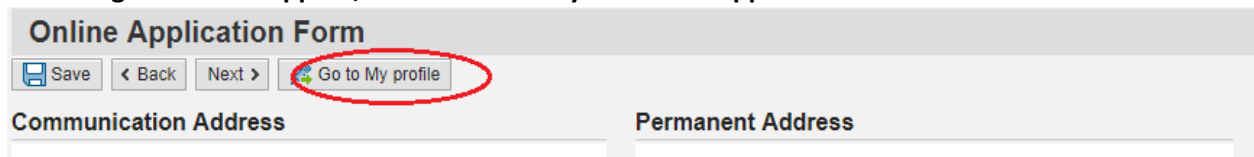
* First Name: Religion:

Middle Name:

* Date of Birth:

Surname: * Gender:

3. Following screen will appear, Click on Go to My Profile on Upper Left Side



Online Application Form

Communication Address **Permanent Address**

4. Click on Admit Card Link

MY PROFILE

[Add Course](#) | [Make Payment](#) | [Logout](#)

Pay Fee	Applicant Number	Form Number	Print Challan	Program	Course	Entrance Fees	Application Form	Fees Status	Download Application Form	Entrance Admit Card	Edit Education
<input type="checkbox"/>	1101053400	1000098341	18C0005232	LAW	L.L.B (HONS) 3 YEAR-Morning	300.00	Edit / View	Confirmed	Download Application Form	Admit Card	

Quick Links

- [Personal Details](#)
- [Address Details](#)
- [Education Details](#)
- [Employee Details](#)
- [Photo and Signature](#)
- [Course / Weightage Details](#)

Instructions

1. You can add multiple courses in a single challan
2. Subsequent Challan will be generated only after payment and confirmation of previous Challan Fee.
3. Once you generate a Challan no further editing of application form will be allowed except addition of new course.
4. Kindly select "Course / Weightage Details" and proceed NEXT in course selection view to correct Weightage details. Weightage correction page shall be open upto last date.

Download the Admit Card using link-

http://e-rishi.mdurk.in/sap/bc/webdynpro/sap/zmdu_webdyn?sap-client=400#