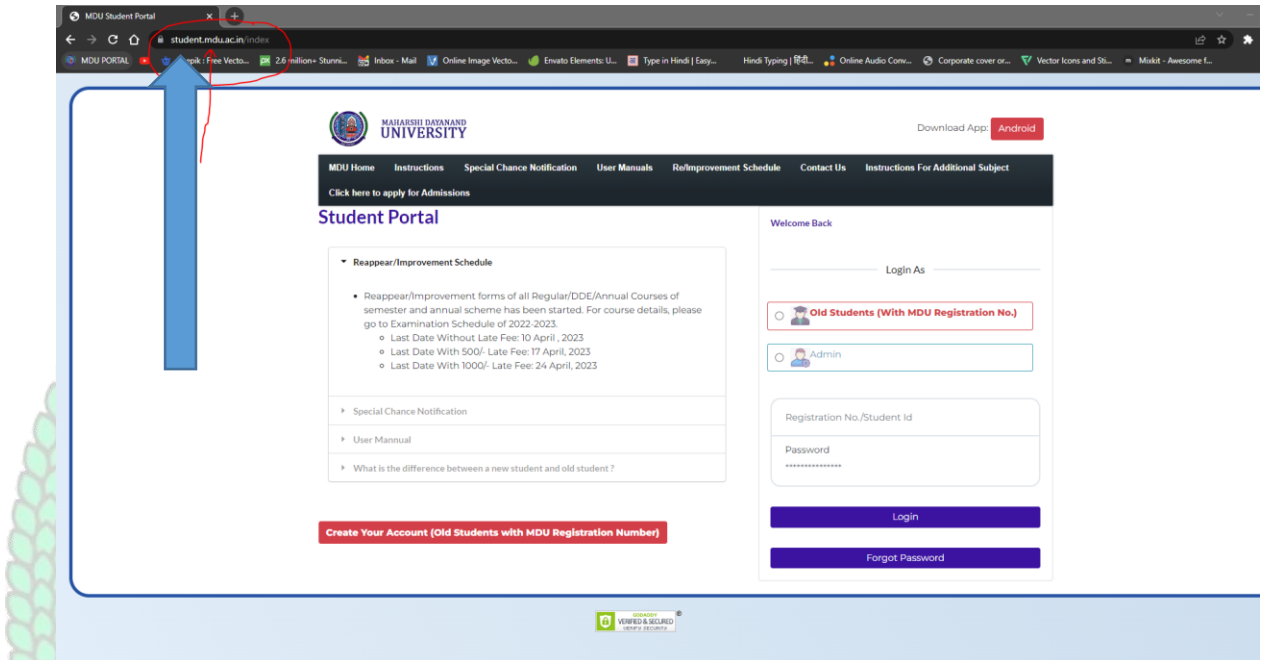


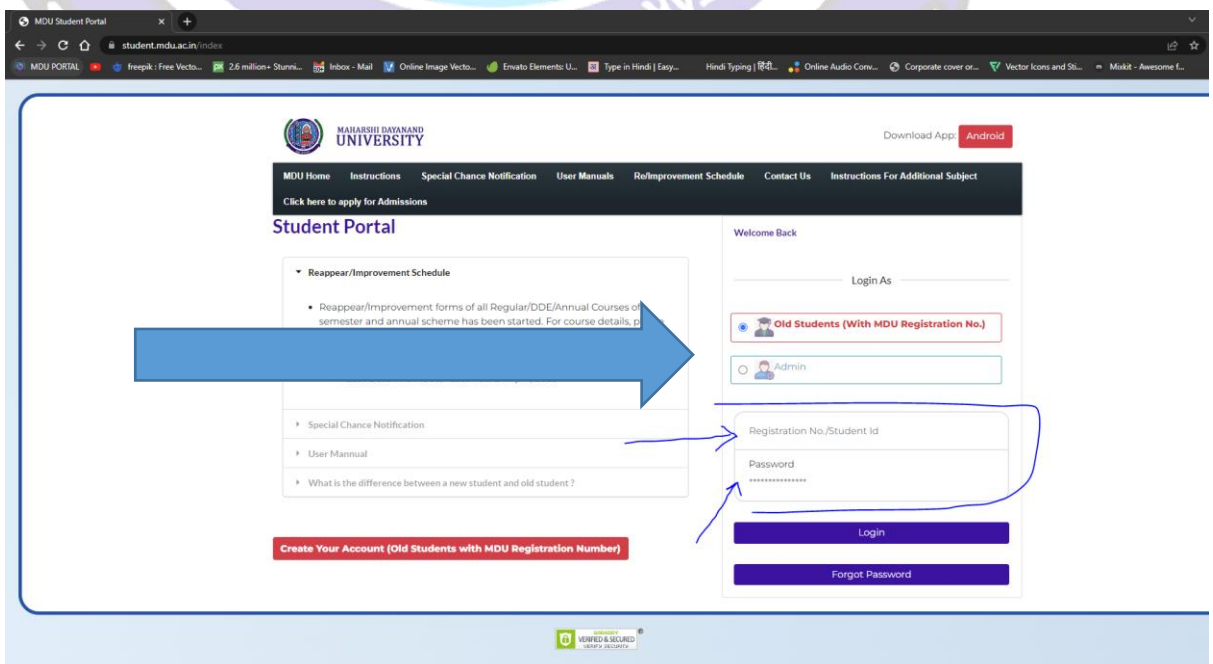
USER MANUAL

APPLY FOR HOSTEL ADMISSION

1. Open Student Portal student.mdu.ac.in



2. After Opening Student Portal then Enter your **Registration No. (Old Students)** and **Form No. (New Students)** and Password for Login : For New Students **Login Id** is **Your Form No.** and **Password** is your **D.O.B. (DD/MM/YYYY format)**



3. Step-1: Apply For Hostel

After that Click on **“Apply For Hostel Admission”** Icon:

3.1 Then Upload your Photo (Choose Your Photo then Click on Upload Image Button)

3.2 Then Select Your Deptt/Course/Semester

3.3 Then Add Your Distance in KMs should be from your Resident Address to MDU Rohtak, Minimum Distance for Applying Hostel is **50km for Boys and 30km For Girls** Students

3.4 Then Fill Guardian Address and Father’s Contact Number then click on check box if you have ever been allotted hostel

3.5 Then Select Address and Click on Submit and View Button

student.mdu.ac.in/Regular/ApplyHostel

MDU PORTAL freepik : Free Vecto... 2.6 million+ Stunni... 800 Inbox - Mail Online Image Vecto... Envato Elements: U...

My Account

- Apply For Hostel Admission
- Examinations
- Wi-Fi Section
- Pay Balance Fee (If Any)
- Intermediate Fee Payment
- Apply for Career Counselling & Placements
- Study Material
- Booked Subject Details
- For Currently Pursuing Students
- Get All Payment Receipts

Refresh Menu

Image file has been uploaded successfully

Hostel Accomodaation Application Form for Students of MDU UTD

Step-1: Apply For Hostel Step-2: Guardian Detail (Mandatory for Girls) Step-3: Pay Fees for Apply of Hostel

Upload Your Photo* (size should be between 30KB and 100KB)

Choose File No file chosen Upload Image

Deptt. of English & Foreign Languages

M.A. (ENGLISH)

Semester/Year : 3

60

Sector 14 Rohtak

9876543210

Have you ever been allotted Hostel (If yes, Please tick the option and provide hostel Name followed by Room No)

Demo

Select Address:*

V.P.O. [redacted]n , ROHTAK, HARYANA, 124112

Additional Information (if any)

Submit and View

4. Step 2 : Guardian Detail (Mandatory For Girls)

Then Fill Your Guardians Details Section

4.1 Name of Guardian /Relation/Contact No. /Email

4.2 Upload Guardian Image

4.2.1 Choose Image File then Click on Upload Image Button

4.3 Select and upload scanned identity proof (with address / Upload Both Side of id proof photo)*

4.4 Then Click on **Submit** Button

4.5 Then Check “List of Guardian Details uploaded by you”

For Currently Pursuing students
Get All Payment Receipts

Refresh Menu

Step-1: Apply For Hostel Step-2: Guardian Detail (Mandatory for Girls) Step-3: Pay Fees for Apply of Hostel

Guardian Details Section

Identity Proof file has been uploaded successfully

Name of Guardian
AKSHAY

Relation with Guardian
FATHER

Guardian contact number
9876543210

Guardian contact email
Enter Guardian Email (optional)

Upload Guardian Image* (size should be between 30KB and 100KB)
Choose File No file chosen

Upload Image

Select and upload scanned identity proof (with address)* (size should be between 50KB and 120KB)
Aadhar Card

Choose File No file chosen

Upload Selected Identity

Choose file No file chosen

Upload Selected Identity

Additional Information (If any)

Submit

List of guardian details uploaded by you

Enter text to search...

Drag a column header here to group by that column

Guardian Name	Relation	Mobile	Email
Hemant	Brother	9876543210	
AKSHAY	FATHER	9876543210	



5. Step-3: Pay Fee For Apply Hostel

Then Click on Pay Fee for Apply Hostel

5.1 Then Click on **Pay Fees** Button

- My Account
- Apply For Hostel Admission**
- Examinations
- Wi-Fi Section
- Pay Balance Fee (if Any)
- Intermediate Fee Payment
- Apply for Career Counselling & Placements
- Study Material
- Booked Subject Details
- For Currently Pursuing Students
- Get All Payment Receipts


Refresh Menu

Hostel Accomodataia Application Form for Students of MDU UTD

Step-1: Apply For Hostel Step-2: Guardian Detail (Mandatory for Girls) **Step-3: Pay Fees for Apply of Hostel**

Print Application Form will only be available after payment of fees

Department	Program Name	Semester	Fee Category	Guardian Address	Father Contact Number	Fee Status	Proceed To Pay Fee	Print Application Form
Deptt. of English & Foreign Languages	M.A. (ENGLISH)	3	General Fee	sector 14	9876543208	UnPaid	Pay Fees	



Maharshi Dayanand University
'A+' Grade University Accredited by NAAC

Online Users: **87**

6. Then Click on Undertaking CheckBox and Click on **Confirm and proceed to make payment button to pay fee**

My Account	☑
Apply For Hostel Admission	
Examinations	☑
Wi-Fi Section	☑
Pay Balance Fee (if Any)	
Intermediate Fee Payment	
Apply for Career Counselling & Placements	
Study Material	☑
Booked Subject Details	
For Currently Pursuing Students	☑
Get All Payment Receipts	

Refresh Menu

Payment Details

Fee: ₹ 100
Total Fees: ₹100

Undertaking/Declaration:

I certify that I have not done any other PG/ M.Phil course from M.D. University.

I solemnly declare that the particulars given above are correct to the best of my knowledge and belief and that I will, on admission, abide by the rules and regulations of the hostel and not indulge in any undesirable activity. I hold myself responsible for prompt payment of fee and all other dues. I know fully well that any infringement of Hostel Rules will

make me liable of Fine of Rs. 5000/- or any action deemed fit by the authorities.

Confirm and proceed to make payment

Kindly read the Criteria before Applying, as student shall be responsible for any kind of non-fulfilment of eligibility and the fee will not be refunded to such students.

For Further Enquiry visit Maharshi Dayanand University, Rohtak.
Thank you!

7. Then Do yur Payment through Internet Bankng / CreditCard or Debit Card / Freecharge and NEFT and RTGS

AXIS BANK | EASYPAY

MD University Rohtak

Unique ID: H090085354 studentid: 85354

validity date: 7/13/2023 3:08:14 PM Amount: 100

URN : 141860657
(SAVE FOR FUTURE REFERENCE)

Terms and Conditions :

I accept the Terms and Conditions contained herein that shall apply to any person using the services of Easypay provided by Axis Bank for making payments through an

Payment Options

INTERNET BANKING CREDITCARD/DEBITCARD FREECHARGE NEFT/RTGS

Visa/Master

- **After Paying Fees Online, a Printout of the Application Form Generated through the System must be submitted concerned department.**